



page 5



page 8



page 13



page 16



page 21



DETECTO[®]

A Division of Cardinal Scale Manufacturing Co.

Clinical Catalog



**Quality
Weighing
Products**

Since 1900

For information on Detecto chair scales, please see page 13

Physician Scales

Page 4

Digital Physician and Certifier Scales

Page 6

High Capacity Digital Physician Scales

Page 7

Personal Scales

Page 8

Wheelchair Scales

Page 10

Dialysis Scales

Page 12

Chair Scales

Page 13

In-Bed and Patient Lift Scales

Page 14

Baby Scales

Page 16

Dietary Scales

Page 19

General Purpose Scales


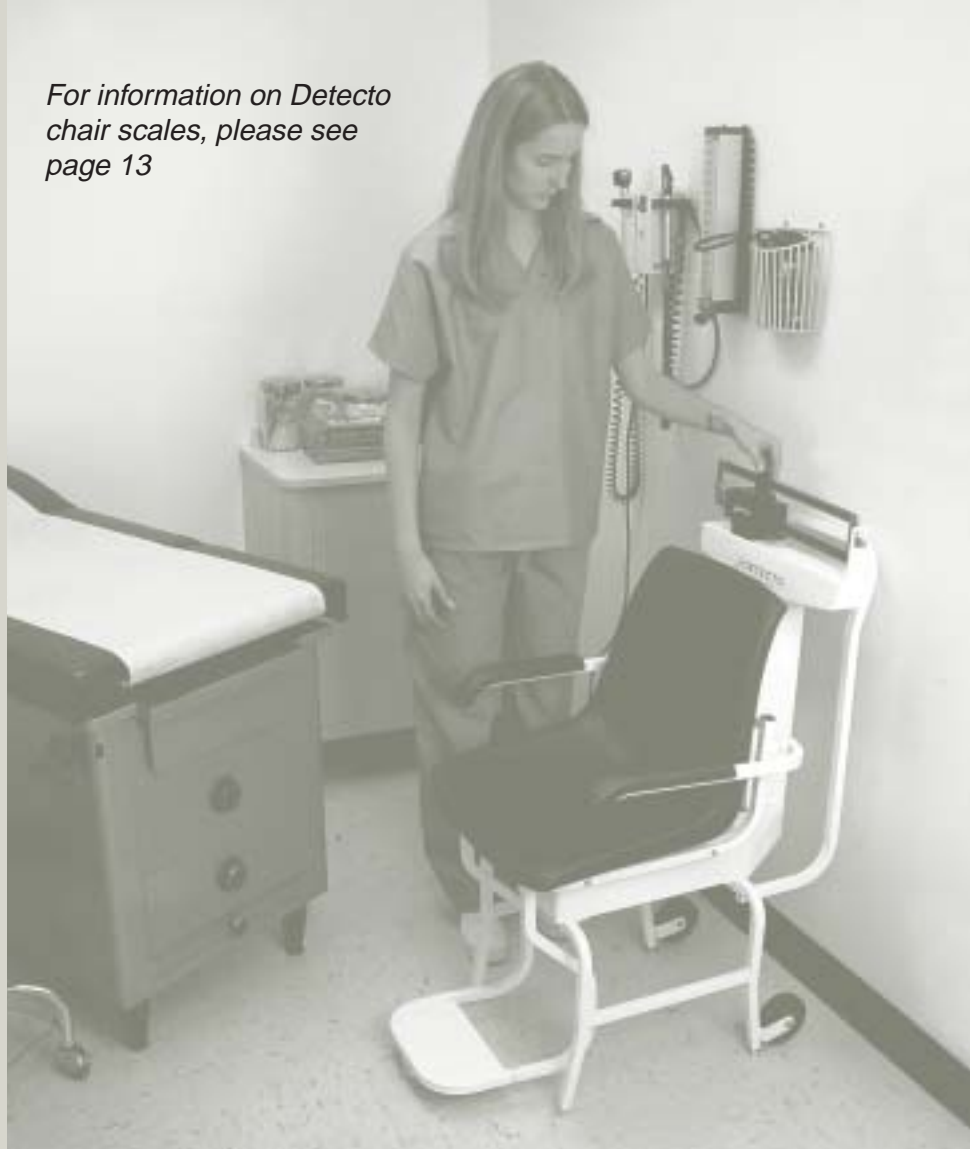
Page 21

Veterinary Scales

Page 22

Step-On Cans

Page 23



203 E. Daugherty, Webb City, MO 64870 USA

Ph: 417-673-4631 or 1-800-641-2008 Fax: 417-673-5001

www.detectoscale.com



This equipment requires some assembly and setup that is not included in purchase price. Contact your local DETECTO scale technician for this service.



These scales are manufactured in compliance with recommendations set forth in Handbook 44, issued by the National Institute of Standards and Technology.

America's name brand for clinical scales for over 100 years, Detecto is dedicated to the development of quality products designed and manufactured to meet specific requirements of the health care industry.

From our traditional physician's scale to our latest electronic scale with multifunction digital indicator, we have a model to fit your needs; and all are built with both patient and operator in mind when it comes to comfort, style and ease of use.

Providing the greatest value to our customers means not only meeting, but also exceeding their expectations in product design and performance as well as in customer service. Our nationwide network of dealers is the largest in the industry and ready to help you with all your weighing needs.

Thank you for your interest in Detecto. Please browse through this catalog and when you find what you need, give us a call, because Detecto is...

Building a Better Weigh



*CEO
W.H. Perry*

*President
David Perry*



Physician Scales

An Unbeatable Combination of

Versatility & Accuracy

For over 100 years, Detecto physician scales have been the standard of the industry. Precision engineering and heavy-duty construction, assure an unbeatably accurate and durable scale that will provide years of reliable service.

Whether you need pounds, kilograms, or both, we have a scale just right for you. Our eye-level, mechanical scales feature die cast beams that are easy to read from the front or back. Options include a hand post, height rod and wheels.

We also have three electronic models to choose from - Model 6439 with eye-level indicator, Model 8430 with waist-high indicator, or the easily portable 6855 high capacity model with extra-large platform and handrails. All three models utilize our fast, easy to use, battery-powered 758C digital weight indicator that features pounds/kilograms unit selection and a body mass index calculator.



Accuracy - All Detecto scales are tested with weights traceable to the U.S. Bureau of Standards.

Heavy-duty understructure - Detecto scales maintain pinpoint accuracy with a fabricated lever system, enhanced by precision-ground, pressed-in knife edges and hardened bearings.

Die-cast aluminum beam with black insert, easily read from either side - makes weighing simple and fast.

Factory assembled - With all sensitive parts assembled at the factory for guaranteed accuracy, Detecto eliminates complicated, time-consuming, on-site assembly and calibration. Delivered in two basic pieces, Detecto scales simply require attachment of the column to the base.

Interchangeable parts - Quality-controlled, factory-engineered parts, facilitate service and repairs. That translates into low maintenance costs.

Competitive pricing - You can buy the best without paying the most. The name Detecto is your assurance you are getting the standard of the industry.

Tech Support - Knowledgeable service personnel are always just a phone call away.

Service - Detecto maintains the largest service network in the clinical scale industry.



Dual-Reading, Die-Cast Beams

Eye-Level Physician Scale

Optional height rods are black with white numerals and are graduated in both inches and centimeters.

Height rod measures: 30" - 78" and 76 cm - 198 cm

Capacity: 400 lb x 4 oz or 180 kg x 100 g
(except 337, 338, 339, and 349,
which are dual reading:
400 lb x 4 oz and 180 kg x 100 g)


Platform Size: 10 1/2" x 14 1/2"

Scale Height: 59"

Color: White with black mat



Model
437



Model
439

Model	Description	HIBCC UPN	Shipping Weight
439	Pounds with Height Rod	+H92543904	38 lb
2391	Metric scale with Height Rod	+H925239103	37 lb
437	Pounds Without Height Rod	+H92543702	35 lb
2371	Metric scale without Height Rod	+H925237101	35 lb
438	Pounds with Wheels, Height Rod	+H92543803	39 lb
2381	Metric scale with Height Rod, Wheels	+H925238102	39 lb
<hr/>			
448	Pounds with Handpost, Height Rod, Wheels	+H92544804	43 lb
449	Pounds w/ Handpost, Height Rod	+H92544905	43 lb
2491	Metric scale with Height Rod and Handpost	+H925249104	43 lb
339	Lb/Kg with Height Rod	+H92533903	38 lb
337	Lb/Kg without Height Rod	+H92533701	35 lb
338	Lb/Kg with Height Rod & Wheels	+H92533802	39 lb
349	Lb/Kg with Handpost and Height Rod	+H92534904	43 lb

	Model	Description	HIBCC UPN
Counter-weights	3P7030X	Increases capacity from 350 lb to 450 lb for models 437, 438, 439, 448 and 449 only	+H9253P7030X0G
	3P7039X	Increases capacity from 350 lb to 450 lb for models 337, 338, 339 and 349 only	+H925P7039X0P
	3P8030X	Increases capacity from 140 kg to 180 kg for models 2371, 2381, 2391 and 2491 only	+H9253P8030X0H
Wheels	3PWHL	Wheels for scale portability. For use with all full height, eye-level physician scales and the 8430 and 8437 waist-high scales.	+H9253PWHL00
Hand post	3PHNDPST	For replacement use on physician scales only	+H9253PHNDPSTOM
Height Rods	3PHTROD-1	Physician scales only	+H9253PHTROD10+
	4PHTROD-2	For all waist-high mech. scales except 080	+H9254PHTROD200
	3PHTROD-3	For all waist-high digital scales, 8430 & 8431	+H9253PHTROD300
	4PHTROD-3	For all waist-high dig. scales, 6029 & 6029KG	+H9252PHTROD301

Hand post - An important aid for the elderly or weak individual. This option is available in models 349, 448, 449 and 2491.

Wheels - For easy transport. This option is available in models 338, 438, 448 and 2381.



Digital Physician and Certifier Scales



Model
6439

Eye-Level Physician Scale

<u>Model</u>	<u>Capacity</u>	<u>Description</u>	<u>HIBCC UPN</u>
6437	400 lb x .2 lb / 180 kg x .1 kg	No Height Rod	+H925643708
6439	same	With Height Rod	+H92564390A
6449	same	With Handpost and Height Rod	+H92564490B
728R121		AC adapter	+H925728R1210-

Shipping Weight: 6437 - 35 lb / 6439 - 38 lb

Platform Size: 10 1/2" x 14 1/2"

Scale Height: 59"

Display: .7" high-contrast LCD with Body Mass Index

Power Source: 6 "C" size alkaline batteries

Model 6439 Height Rod: 30" - 78" and 76 cm - 198 cm

Color: White with black mat

Digital Physician Floor Scale

<u>Model</u>	<u>Capacity</u>	<u>HIBCC UPN</u>
DR400-758C	400 lb x .2 lb / 180 kg x .1 kg	+H925DR400758C0L

Shipping Weight: 13 lb

Platform Size: 12" x 12"

Display: .7" high-contrast LCD with Body Mass Index

Power Source: 6 "C" size alkaline or NiCAD batteries or optional AC adapter

Lightweight and portable, making it perfect for mobile clinics, home care nurses, or wherever a portable scale with Body Mass Index is needed. The 758C indicator quickly calculates Body Mass Index by simply entering the patient's height while weighing with a height range of 3 to 7 feet (90 cm - 215 cm).



Model
DR400-758C

Certifier Scale

<u>Model</u>	<u>Capacity</u>	<u>Description</u>	<u>HIBCC UPN</u>
442	350 lb x 4 oz or 160 kg x 100 g	Certifier scale with high accuracy	+H9254420+

Shipping Weight: 68 lb

Platform Size: 13 3/4" x 18 1/2"

Color: White and gray with black mat



Cert. No.
91-162

This special purpose eye-level beam scale with wheels is "Legal for Trade," which makes it the perfect choice for those who require a scale that is certified by weights and measures officials. A must for schools, universities, and colleges with wrestling teams!

High Capacity Physician Scales



Model
6876

Flip Seat Euro Chair Scale

<u>Model</u>	<u>Capacity</u>	<u>HIBCC UPN</u>
6876	600 lb x .2 lb / 270 kg x .1 kg	+H92568760F
728R121	AC adapter	+H925728R1210-

Shipping Weight: 146 lb

Display: .7" high-contrast LCD with Body Mass Index

Power Source: 6 "C" size alkaline batteries

Non-Skid Platform Size: 24" x 24" with non-slip rubber mat

Color: White with black mat, seat and hand grips

The portable 6876 features Body Mass Index, battery power, flip-up armrests which double as handgrips when used in a standing position, concealed wheels, and the seat flips up to allow weighing in a standing or sitting position, depending on the comfort of the patient.

Bariatric Flip Seat Scale

<u>Model</u>	<u>Capacity</u>	<u>HIBCC UPN</u>
6868	800 lb x .2 lb / 360 kg x .1 kg	+H92568680G
728R121	AC adapter	+H925728R1210-

Shipping Weight: 147 lb

Display: .7" high-contrast LCD

Power Source: 6 "C" size alkaline batteries

Handrail: Wrap-around tubular stainless steel

Oversized Non-Skid Platform Size: 34" x 32" with non-slip rubber mat

The 6868's flip-down seat, foam hand grips and extra wide platform add comfort to the weighing of obese patients and those requiring assistance.

Model
6868



Model
6856

Waist-High Stand-on Scales

<u>Model</u>	<u>Capacity</u>	<u>Platform Size</u>	<u>HIBCC UPN</u>
6855	600 lb x .2 lb / 270 kg x .1 kg	18" x 14"	+H92568550C
6856	800 lb x .2 lb / 360 kg x .1 kg	24" x 24"	+H92568560D
728R121	AC adapter		+H925728R1210-

Shipping Weights: 6855 - 70 lb / 6856 - 85 lb

Display: .7" high-contrast LCD with Body Mass Index

Power Source: 6 "C" size alkaline batteries

Handrail: Wrap-around tubular stainless steel with padded grips

The 6855 and 6856 feature a balanced design that is easy to tip back and move on their large heavy-duty rubber wheels. The digital indicator is the industry's most advanced, with easy-to-use "quick weigh" keys and Body Mass Index.

Personal Scales

Contemporary styling and "light but rugged" construction make Detecto personal scales perfect for health clubs, schools, sports teams or home.

Digital models utilize the battery powered 758C weight indicator with body mass index (BMI) calculator. BMI measurements have been

shown to be an accurate estimate of health risk when used as part of a comprehensive health assessment. The 758C quickly calculates BMI by simply entering a person's height while weighing. The 758C features these weighing units: pounds, kilograms, ounces, grams, and stones/pounds.



Whether you choose our easy sliding mechanical beam, floor dial, large mechanical dial or full function digital, you'll get a scale that's fast, easy to read, and reliable.

Waist-High Physician Scales

Model	Capacity	Description	HIBCC UPN
8437	400 lb x .2 lb / 180 kg x .1 kg	No Height Rod	+H92584370A
8430 728R121	same	With Height Rod AC adapter	+H925843003 +H925728R1210-

Shipping Weight: 8437 - 31 lb / 8430 - 34 lb

Platform Size: 10 1/2" x 14 1/2"

Scale Height: 37 1/2"

Display: .7" high-contrast LCD

Power Source: 6 "C" size alkaline batteries

Model 8430 Height Rod: 30" - 78" and 76 cm - 198 cm

Color: White with black mat

Metric only models available upon request, consult factory.



Model 8437



Model D1130K



Model D315

Personal Scales

Model	Description	HIBCC UPN
D315	Capacity: 330 lb x 1 lb/ 150 kg x 0.5 kg Dimensions: 18 1/2" L x 13" W x 4 3/4" H Shipping Weight: 10 lbs	+H925D3150A
D1130	Capacity: 330 lb x 1 lb Dimensions: 16 3/4" L x 12 1/8" W x 2 3/8" H Shipping Weight: 7 lbs	+H925D113006
D1130K	Capacity: 150 kg x 0.5 kg Dimensions: 16 3/4" L x 12 1/8" W x 2 3/8" H Shipping Weight: 7 lbs	+H925D113006

Dial: Large, easy to read

Color: White with black mat

Digital Fitness Scales

<u>Model</u>	<u>Capacity</u>	<u>Description</u>	<u>HIBCC UPN</u>
6027	400 lb x .5 lb / 180 kg x .2 kg	w/o Ht Rod	+H925602703
6029	same	with Ht Rod	+H925602905
6027KG	180 kg x .2 kg	Metric w/o Ht Rod	+H9256027KG0\$
6029KG	same	Metric w/ Ht Rod	+H9256029K0+
728R121	AC adapter		+H925728R1210-

Shipping Weight: 6027 and 6027KG - 25 lb
6029 and 6029KG - 28 lb

Power Source: 6 "C" size Alkaline batteries

Platform Size: 11" x 13"

Height: 38"



758C Indicator:

- .7" high-contrast LCD
- Body mass index
- Push button tare
- Keypad tare
- Automatic display lock

Mechanical Fitness Scales

<u>Model</u>	<u>Capacity</u>	<u>HIBCC UPN</u>
080	300 lb x 1 lb	+H9250800\$
080KG	150 kg x .5 kg	+H925080KGOW

Shipping Weight: 28 lb

Platform Size: 11" x 13"

Height: 36"

Dial:

- Large 7 1/2" Diameter Reading Line
- Single Revolution



<u>Model</u>	<u>Capacity</u>	<u>Description</u>	<u>HIBCC UPN</u>
057	340 lb x .5 lb	Lbs w/o Ht Rod	+H92505700
0571	150 kg x 200 g	Metric Scale w/o Ht Rod	+H925057101
059	340 lb x .5 lb	Lbs w/ Ht Rod	+H92505902
0591	150 kg x 200 g	Metric Scale with Ht Rod	+H925059103

Shipping Weight: 057 and 0571 - 28 lb
059 and 0591 - 32 lb

Platform Size: 11" x 13"

Height: 38"



*Easy to operate,
smooth gliding beam.*

Model
6029

Model
080

Model
057

Wheelchair Scales

Detecto offers a full line of wheelchair scales – mechanical or digital, portable or stationary. Our digital CR-Series “Roll-A-Weigh” and Model 6550 portable wheelchair scales let you set up in virtually any location in a matter of minutes. At less than 100 pounds, these scales can be wheeled with ease and are easily stored almost anywhere.

Models 495 and 6495 are heavy-duty stationary scales with detachable ramp, wheel stop, and padded handrail. The mechanical model 495 features Detecto’s famous beam that can be read from either side.

The extra heavy-duty model FHD-133-II digital scale has large 3’ x 3’ platform and capacity of 1,000 lb, making it perfect for weighing patients in powered wheelchairs.

Digital models feature the 758C weight indicator with both pushbutton and keypad tare to subtract the weight of the chair and display patient’s net weight. The 758C also has memory to store chair ID numbers that can be entered to instantly subtract the wheelchair’s weight. All of the digital indicators feature these weighing units: pounds, kilograms, ounces, grams, and stones/pounds.



Model
495



Model
6495



Stationary Wheelchair Scales

<u>Model</u>	<u>Capacity</u>	<u>HIBCC UPN</u>
495	400 lb x 4 oz	+H92549506
4951	180 kg x 100 g	+H925495107

Shipping Weight: 194 lb

Platform: 30” x 26” with nonskid mat

Color: White with black mat and hand grips

- Padded handrail for ambulatory patients
- Die cast, dual sided, eye-level beam graduated in 1/4 lb (or .1 kg) increments for easy readability.
- Platform designed to accomodate all sizes of wheelchairs. Ramp is designed for a smooth approach and exit.

<u>Model</u>	<u>Capacity</u>	<u>HIBCC UPN</u>
6495	400 lb x .2 lb / 180 kg x .1 kg	+H92564950C
728R121	AC adapter	+H925728R1210-

Shipping Weight: 177 lb

Platform: 30” x 26” with nonskid mat

Display: .7” high-contrast LCD

Power Source: 6 “C” size alkaline batteries

Keypad Tare: Subtracts wheelchair weight

Color: White with black mat and hand grips

- Padded handrail for ambulatory patients
- Platform designed to accomodate all sizes of wheelchairs. Ramp is designed for a smooth approach and exit.

Folding Portable Wheelchair Scale

<u>Model</u>	<u>Capacity</u>	<u>HIBCC UPN</u>
6550	800 lb x .2 lb / 360 kg x .1 kg	+H925655004
728R121	AC adapter	+H925728R1210-

Shipping Weight: 94 lb
Platform: 28" x 32" with nonskid mat, entrance and exit ramps
Display: .7" high-contrast LCD for wall or table mount
Power Source: 6 "C" alkaline batteries
Color: White with black mat and hand grips
Option: 6550 WHLSTP - wheelstop for dialysis chair

"Roll-A-Weigh" Wheelchair Scale

<u>Model</u>	<u>Capacity</u>	<u>HIBCC UPN</u>
CR-500D	500 lb x .2 lb / 225 kg x .1 kg	+H925CR500D02
CR-1000D	1,000 lb x .5 lb / 450 kg x .2 kg	+H925CR1000D0+
728R121	AC adapter	+H925728R1210-

Shipping Weight: 113 lb
Overall Dimensions: 32 1/2" x 42 1/2" x 3 1/2"H
Platform: 32 1/2" x 30" with rubber mat and integral wheel stop
Display: .7" high-contrast LCD
Power Source: 6 "C" size alkaline batteries
Color: White with black mat

Stationary Wheelchair Scale

<u>Model</u>	<u>Capacity</u>	<u>HIBCC UPN</u>
485	350 lb x 4 oz	+H92548505
4851	160 kg x 100 kg	+H925485106
3PRAMP	wheelchair ramp	+H9253PRAMP0E

Shipping Weight: 66 lb
Ramp Size: 27" x 30"
Color: White

Geriatric/Bariatric Wheelchair Scale

<u>Model</u>	<u>Capacity</u>	<u>HIBCC UPN</u>
*FHD-133-II	1,000 lb x .2 / 450 kg x .1 kg	+H925FHD133110X
*FHD-144-II	same	+H925FHD1441102
728R121	AC adapter	+H925728R1210-

Shipping Weight: FHD-133-II - 315 lb
FHD-144-II - 460 lb
Platform: Smooth steel covered with black rubberized mat - 36" x 36" for 133-II and 48" x 48" for 144-II
Display: .7" high-contrast LCD
Ramp: 24" (one ramp included)
Cable Length: 25'
Color: Blue with black mat and ramp

**This scale can only be used for top of floor installations. Consult factory for pit installation type.*



Model
6550

Folds and latches for easy transport



Model
CR-1000D

Built-in wheels for easy portability



Model
485



Model
FHD-133-II



Control up to four dialysis scales simultaneously with Detecto's DS-788 Dialysis System

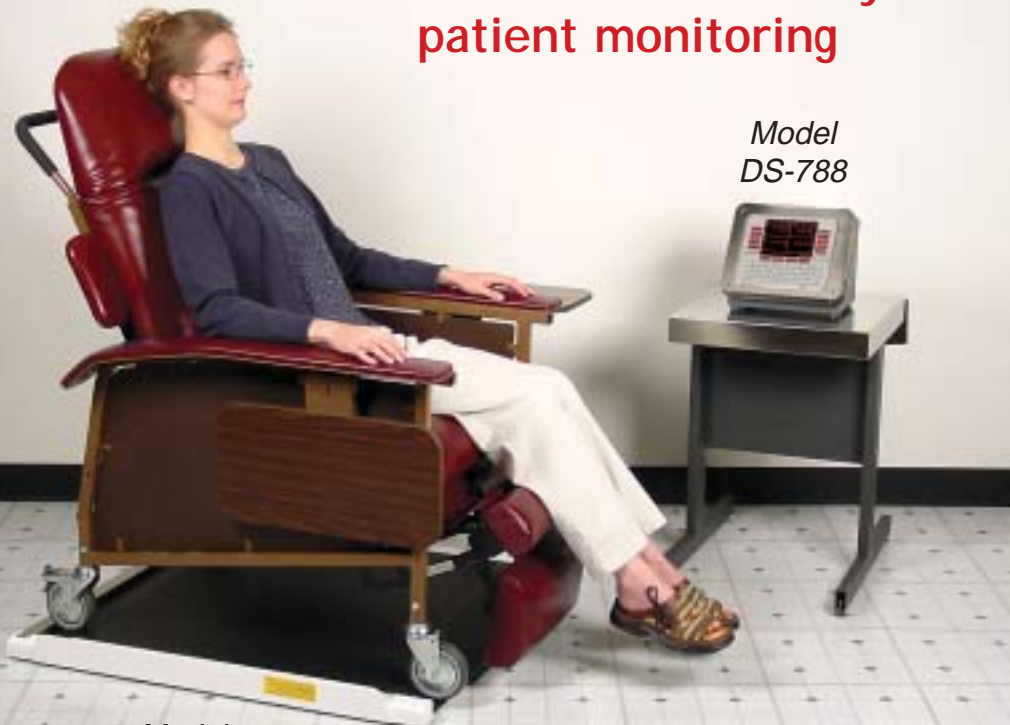


<u>Model</u>	<u>Description</u>	<u>Weight</u>	<u>HIBCC UPN</u>
DS-788	Digital indicator only Power: 115 VAC Display: LCD	14 lb	+H925DS78809
DS-6550	Scale base only Capacity: 800 lb x .2 lb / 360 kg x .1 kg Platform: 28" x 32" with wheels Contains 50' cable and indicator-mounted PC card	90 lb	+H925DS655002



During the dialysis process, patients' net weight gains or losses are monitored continuously with Detecto's DS-788 Dialysis System. When weight change equals or exceeds preset values, the indicator alerts attendants.

The ultimate in dialysis patient monitoring



Model
DS-788

Model
DS-6550

(Chair and stand not included)

Throughout dialysis, the 788 shows original weight, current weight and net difference in either pounds or kilograms for each scale monitored. As many as four scales may be used, each having its own preset value. A bidirectional serial port allows the 788 indicator to be connected to a computer, while the standard printer port allows connection to an optional printer. The 788 indicator features a built-in QWERTY keyboard to allow users to enter patient names and identification numbers.

Mechanical Chair Scale

<u>Model</u>	<u>Capacity</u>	<u>HIBCC UPN</u>
475	400 lb x 4 oz	+H92547504
4751	400 lb x 4 oz / 180 kg x 100 g	+H925475105

Shipping Weight: 78 lb

Color: White with black seat and armrests

- Lift away arms and footrest
- Oversized wheels for transportation
- Die cast beam readable from both sides

Digital Chair Scale

<u>Model</u>	<u>Capacity</u>	<u>HIBCC UPN</u>
6475	400 lb x .2 lb / 180 kg x .1 kg	+H92564750A
6475K	180 kg x .1 kg	+H9256475K0U
728R121	AC adapter	+H925728R1210-

Shipping Weight: 78 lb

Display: .7" high-contrast LCD

Power Source: 6 "C" size alkaline batteries

Color: White with black seat and armrests

- Lift away arms and footrest
- Oversized wheels for transportation

Euro Chair Scale

<u>Model</u>	<u>Capacity</u>	<u>HIBCC UPN</u>
6875	400 lb x .2 lb / 180 kg x .1 kg	+H92564850B
728R121	AC adapter	+H925728R1210-

Shipping Weight: 70 lb

Display: .7" high-contrast LCD

Power Source: 6 "C" size alkaline batteries (included)

Dimensions: 41 5/8"H x 29 3/8"W x 23 13/16"L

Color: White with black seat and armrests

- Flip-up footrest and arms
- Concealed wheels
- Full electronic - 4 load cells



Model
475



Model
6475



Model
6875

In-Bed and Patient Lift Scales

Our In-Bed Weighmobiles let you easily weigh patients who are confined to their bed and are ideal for intensive care, surgical recovery and geriatric units.

Heavy-duty, yet transportable, these self-contained scales easily maneuver under beds and have a stretcher holder, hydraulic lift and six foot stretcher made of Thermoplastic Staph Check® fabric. The sturdy hoop assembly supports patients securely and weight can be taken even if patient is not perfectly centered on the stretcher.

Designed for fast, accurate weighing, our in-bed scales feature the battery powered 758C digital weight indicator with body mass index calculator. The dual tare functions let you subtract the weight of bedding.

Safety features include locking casters and lockable base widening stance for stability.



Model
IB400



Model
IB600

In-Bed Scales

<u>Model</u>	<u>Capacity</u>	<u>HIBCC UPN</u>
IB400	400 lb x .1 lb / 180 kg x .1 kg	+H925IB400L
0046-C065-08	4' pediatric stretcher	+H9250046C065080T
0046-C007-08	6' adult stretcher	+H9250046C007080P
728R121	AC adapter	+H925728R1210-

Shipping Weight: 290 lb
Under Bed Clearance: 4.8" high
Dimensions: 53" H x 50" L x 25.25" W
Display: .7" high-contrast LCD
Power Source: 6 "C" size alkaline batteries
Color: White with black hand grips
Accuracy: .1 lb or .05 kg (50 gm)
 • 6' Adult Stretcher



<u>Model</u>	<u>Capacity</u>	<u>HIBCC UPN</u>
IB600	600 lb x .2 lb / 272 kg x .1 kg	+H925IB6000N
0046-C247-08	6' adult stretcher	+H9250046C247080V
728R121	AC adapter	+H925728R1210-

Shipping Weight: 390 lb
Under Bed Clearance: 4.8" high
Display: .7" high-contrast LCD
Base: 4-5/8" high
Dimensions: 60" H x 65.9" L x 31.5" W
Color: White with black supports
Power Source: 6 "C" size alkaline batteries
 • 6' Adult Stretcher
 • Hydraulic lift mechanism





Model
PL475



Model PL400
This scale is designed for patient weighing when used with the PL425 Patient Lift and PL450 Sling Seat.

Model 11S400H
This scale is designed to be installed between the boom and sling of a patient lift.



Patient Lifts

<u>Model</u>	<u>HIBCC UPN</u>	<u>Shipping Weight</u>
PL425	+H925PL42502	240 lb
PL435	+H925PL42502	249 lb
PL475	+H925PL47507	252 lb

PL425: White patient lift only, 400 lb capacity, 4.8" high under bed clearance, and hydraulic lift mechanism

PL435: White PL425 patient lift, sling seat, yoke and suspension

PL475: Complete 400 lb unit includes PL400 scale, white PL425 patient lift, sling seat, yoke and suspension

Patient Lift Indicators

<u>Model</u>	<u>Capacity</u>	<u>HIBCC UPN</u>
PL400	400 lb x .2 lb 180 kg x .1 kg	+H925PL40000
PL600	600 lb x 0.2 lb 270 kg x 0.1 kg	+H925PL6000/

Keypad controls: on/zero, off and lb/kg display select

Display: .75" high-contrast LCD with annunciator for lb/kg, zero, low battery and display lock

Power Source: One (1) nine-volt battery

Size: 4.125" W x 2.125" D x 4" H
(center of eye to center of eye; 5" overall)

<u>Model</u>	<u>Capacity</u>	<u>HIBCC UPN</u>
11S400H	400 lb x 1 lb	+H92511S400H0\$

Shipping Weight: 12 lb

Overall Dimensions: 24 3/4" high

Housing: Cast iron

- 7" single dial, aluminum face with black lettering, single revolution

Baby Scales

Our baby scales are designed to weigh quickly and accurately while cradling babies in comfort and safety. Our mechanical scales feature easy to read beams. Digital scales are battery powered, so you can place them wherever needed.

The popular 6735 features a tape measure right on the tray to allow you to weigh and measure at the same time. Babies readily accept the inclined seat of Detecto's digital or beam Tot Weighers. Our model 8440 has a removable tray that allows the unit to be used as a stand-on scale for toddlers. Our very low profile model 8450 also features a tape measure and is lightweight, battery powered and extremely portable.

All our baby scales have easy-to-clean trays or seats, plus our digital models feature sealed membrane keypads. For hospitals, doctor's office, or home, we have a scale to fit your need.



Model 450 shown

Model 8432-CH



Model 8435



Digital Baby Scales

Model	Capacity	HIBCC UPN
8432-CH	44 lb x .05 lb and 20 kg x .02 kg	+H9258432CH0Y
728R121	AC adapter	+H925728R1210-

- Shipping Weight:** 38 lb
Display: .7" high-contrast LCD
Color: White with gray seat
Power Source: 6 "C" size alkaline batteries
- Auto zero
 - Digital head can rotate 90° to either side
 - Permanently-mounted, inclined chair seat

Model	Capacity	HIBCC UPN
8435	130 lb x .1 lb / 40 kg x .02 kg	+H925843508
728R121	AC adapter	+H925728R1210-

- Shipping Weight:** 33 lb
Tray Size: 22" L x 14 3/4" W x 4 1/2" D
Display Size: .7" high-contrast LCD
Color: White
Power Source: 6 "C" size alkaline batteries

Digital Baby Scales



*Model
6730*



*Model
6735*



*Model
8450*



*Model 8440
Baby and
Toddler Scale*

<u>Model</u>	<u>Capacity</u>	<u>HIBCC UPN</u>
6730	30 lb x .2 oz / 15 kg x 5 g	+H925673004

Shipping Weight: 27 1/2 lb
Tray Size: 12.25" W x 26.75" L x 2.8" D
Display: LCD
Color: White
Power Source: 8 "D" size alkaline batteries

- 4-sided tray
- Serial RS232 output
- Weight Lock and Low Battery indicators

<u>Model</u>	<u>Dual Capacity</u>	<u>HIBCC UPN</u>
6735	Switch selectable: 30 lb x .1 oz <u>or</u> 13.6 kg x 5 g	+H925673509

Shipping Weight: 23 lb
Display: 1/2" green vacuum fluorescent
Tray Size: 22" L x 13" W x 2 3/4" D
Power Source: 115 VAC 60 Hz
Color: Black

Model 6732: specifications are the same as above, but in kilograms capacity only.

<u>Model</u>	<u>Capacity</u>	<u>HIBCC UPN</u>
8450	44 lb x 0.02 lb / 20 kg x 0.01 kg / 704 oz x 0.5 oz	+H925845005
8450-CASE	carrying case	+H9258450CASEOQ
6800-1039	AC adapter	+H925680010390F

Shipping Weight: 8 lb
Display: Easy to read 1.0" LCD with 4 1/2 active digits
Dimensions with Handle: 24.5" L x 13.7" W x 2" H
Power Source: 9V 100mA DC adapter / 9V battery
Color: Beige

<u>Model</u>	<u>Capacity</u>	<u>HIBCC UPN</u>
8440	44 lb x .5 oz / 20 kg x 10 g	+H925844004
8440-CASE	carrying case	+H9258440CASE0P
6800-1037	AC adapter	+H925680010370D

Shipping Weight: 8 lb
Display: 4-3/4 digits LCD 1.0" (25mm) high
Clock Function: Time and date
Power Source: 6V DC (4 - AA batteries or optional AC adapter)
Platform Dimensions: 9 1/2" L x 6 1/2" W
Tray Dimensions: 20 1/2" L x 10 3/4" W
Color: White

Mechanical Baby Scales



Model
243



Model
253



Model
459-CH



Model
MCS25KGN



Model
450

Mechanical Baby Scales

<u>Model</u>	<u>Capacity</u>	<u>HIBCC UPN</u>
243	20 lb x 2 oz	+H9252430/
2431	10 kg x 50 g	+H92524310+

Shipping Weight: 21 lb
Tray Size: 11" W x 19" L x 2 1/2" D
Color: White

<u>Model</u>	<u>Capacity</u>	<u>HIBCC UPN</u>
253	41 lb x 1/4 oz	+H9252530+
2531	20 1/2 kg x 10 g	+H62525310%

Shipping Weight: 30 lb
Tray Size: 24" L x 11 1/2" W x 2 1/2" D
Color: White

<u>Model</u>	<u>Capacity</u>	<u>HIBCC UPN</u>
459-CH	Dual reading beam: 40 lb x 1/2 oz and 17.5 kg x .01 kg	+H925459CH0Z

Shipping Weight: 38 lb
Color: White with green chair

- Permanently-mounted, inclined chair seat

<u>Model</u>	<u>Capacity</u>	<u>HIBCC UPN</u>
450	130 lb x 1 oz	+H9254500/
451	65 kg x 20 g	+H9254510+
459	Dual reading beam: 40 lb x 1/2 oz 17.5 kg x .01 kg	+H92545906

Shipping Weight: 33 lb
Tray Size: 22" L x 14 3/4" W x 4 1/2" D
Color: White

<u>Model</u>	<u>Capacity</u>	<u>HIBCC UPN</u>
MCS25KGN	25 kg x 100 g	+H925MCS25KGN0U

Shipping Weight: 5 lb
Dial: 8" (20cm) shatterproof glass dial with plastic lens
Hook: Heavy-duty zinc-plated 4" (10cm) S-hook

- Suspension sling seat attached to S-hook
- Carrying case included

Mechanical Dietary Scales

Mechanical-Dial Type Portion Scales



Model
PT-2



Model
T-1-KP



Model
MT-500RK

<u>Model</u>	<u>Description</u>	<u>HIBCC UPN</u>
PT-1	Fixed Dial, painted finish Capacity: 16 oz x 1/4 oz	+H925PT100
PT-2	Fixed Dial, painted finish Capacity: 32 oz x 1/4 oz	+H925PT201
PT-2R	Rotating Dial, painted finish Capacity: 32 oz x 1/4 oz	+H925PTR0S
PT-2-SR	Rotating Dial, stainless steel Capacity: 32 oz x 1/4 oz	+H925PT2SR0D
PT-500RK	Rotating Dial, painted finish Capacity: 500 g x 2 g	+H925PT500RK08
PT-500SRK	Rotating Dial, stainless steel Capacity: 500 g x 2 g	+H925PT500SRK0-
PT-1000RK	Rotating Dial, painted finish Capacity: 1000 g x 5 g	+H925PT1000RK04
PT-1000SRK	Rotating Dial, stainless steel Capacity: 1000 g x 5 g	+H925PT1000SRK0W

- 6 1/4" W x 7 1/2" D x 7 1/2" H
- 5 3/4" square stainless steel platform
- 6" diameter dial
- 5 lb shipping weight

<u>Model</u>	<u>Description</u>	<u>HIBCC UPN</u>
T-1-KP	1 kg x 5 g / 2.2 lb x 1/4 oz	+H925T1KP0K
T-2-KP	2 kg x 10 g / 4.3 lb x 1/2 oz	+H925T2KP0L

- 8 1/2" W x 10 1/4" D x 10 1/2" H
- 9" square stainless steel platform
- Add letter "D" for optional dashpot
- 8" diameter fixed dial
- 10 lb shipping weight
- Enamel finish

<u>Model</u>	<u>Description</u>	<u>HIBCC UPN</u>
MT-1	Fixed Dial, poly finish Capacity: 16 oz x 1/4 oz	809161106008
MT-2	Fixed Dial, poly finish Capacity: 32 oz x 1/4 oz	809161106107
MT-5	Fixed Dial, poly finish Capacity: 5 lb x 1/2 oz	809161106206
MT-5R	Rotating Dial, poly finish Capacity: 5 lb x 1/2 oz	809161106503
MT-25-R	Rotating Dial, poly finish Capacity: 25 lb x 1/8 lb	809161106602
MT-500RK	Rotating Dial, poly finish Capacity: 500 g x 2 g	809161106701
MT-1000RK	Rotating Dial, poly finish Capacity: 1000 g x 5 g	809161106800

- 5 3/8" W x 7 1/4" D x 7 1/2" H
- 6" square stainless steel platform
- 5 1/2" diameter dial
- 7 lb shipping weight

Digital Dietary Scales



Model
PS-5A



Model
PS-6A



Model
AP-6



Cert. No.
95-087A1



Model
PS-8

Optional
Commodity Scoop
Model: 285R31



Electronic Digital Portion Scales

Model	Capacity	HIBCC UPN
PS-5A	70 oz x .1 oz <u>or</u> 2000 g x 2 g	+H925PS5A0D

Overall Dimensions: 7" W x 7" D x 2 3/4" H

Shipping Weight: 4 lb

Platter Size: 6 3/4" x 5 1/4"

Power Source: AC adapter

Display: 1/2" LCD display with low battery indicator and LED capacity indicator

Construction: Base: metal with baked enamel finish
Platter: stainless steel

- Auto-zero, pushbutton tare, and self-diagnostics

Model	Capacity	HIBCC UPN
PS-6A	70 oz x 1/4 oz	+H925PS6A0E

Overall Dimensions: 7" W x 7" D x 2 3/4" H

Shipping Weight: 5 lb

Platter Size: 6 3/4" x 5 1/4"

Power Source: AC adapter

Display: 1/2" LCD display and 0, 1/4, 1/2, and 3/4 oz LED capacity indicators

Construction: Base: metal with baked enamel finish
Platter: stainless steel

- Auto-zero, pushbutton tare, and self-diagnostics

Model	Capacity	HIBCC UPN
AP-6	99.95 oz or .05 oz	+H925AP60T
AP-8	7.998 lb x .002 lb	+H925AP80V
AP-10	9.995 lb x .005 lb	+H925AP1000
AP-20	19.99 lb x .01 lb	+H925AP200P
AP-4K	4000 g x 1 g	+H925AP4K04

LEGAL FOR TRADE

Overall Dimensions: 7 1/2" W x 7" D x 2 3/4" H

Shipping Weight: 5 lb

Platter Size: 6 3/4" x 5 1/4"

Power Source: AC adapter

Platter and Base Construction: stainless steel

Display: 1/2" LED display

Model	Capacity	HIBCC UPN
PS-8	8 lb x .1 oz	809161101409

Overall Dimensions: 8 1/4" W x 8 3/4" D x 2 3/4" H

Shipping Weight: 3 lb


Platter Size: 7 3/4" W x 6" D

Power Source: AC adapter

Construction: Base: metal with baked enamel finish
Platter: stainless steel

Display: 1/2" LED

General Purpose Scales



Model
DR400C



Model
GP-400-758C



Model
GP-400-204

Cert. No.
204: 02-016A1
GP-400: 94-098

LEGAL FOR TRADE



Model
AP-4KD



Model
T3530A

Cert. No.
88-110

LEGAL FOR TRADE



Model
PS5-2KD

Visiting Nurse Scale

Model	Capacity	HIBCC UPN
DR400C	400 lb x .5 lb	+H925DR400C01
DR400C-CASE	carrying case	+H925DR400CCASE0M

Shipping Weight: 13 lb
Platform Dimensions: 12" square
Display: 1" high LCD
Power Source: 9 volts DC supplied by 6 "AA" alkaline batteries or 115 volt AC adapter
Color: Black
 • Slip-resistant mat

Digital General Purpose Scales

Model	Capacity	HIBCC UPN
GP-400-758C	400 lb x .2 lb / 180 kg x .1 kg	+H925GP400758C0M
GP-400-204 (legal for trade)	same	+H925GP4002040\$
728R121	AC adapter	+H925728R1210-

Shipping Weight: GP-400-758C - 31 lb
 GP-400-204 - 28 lb
Platform Dimensions: 18" L x 14" W x 2" H
Display: GP-400-758C - .7" high-contrast LCD
 GP-400-204 - 1" high-contrast LCD
Power Source: 6 "C" size Alkaline batteries
Color: White with black mat
 Mild steel platform with slip-proof surface and built-in carrying handle.

Wet Diaper / Lap Sponge Scales

Model	Capacity	HIBCC UPN
AP-4KD	4000 g x 1 g	+H925AP4KD0H

Shipping Weight: 5 lb
Scale Dimensions: 7" L x 7 1/2" W x 2 3/4" H
Tray Size: 9" L x 6" W x 2" H
Display: 1/2" LED display
Scale and Tray Construction: Stainless steel
Power: AC adapter

Model	Capacity	HIBCC UPN
PS5-2KD	70 oz x .1 oz/1,998 g x 2 g	+H925PS52KD0

Shipping Weight: 5 lb
Scale: 7" L x 7 1/2" W x 2 3/4" H Metal-baked enamel finish
Tray: 9" L x 6" W x 2" H Stainless steel
Display: 1/2" LCD display
Power: PS5-2KD - 4 "AA" batteries; PS5A-2KD - AC adapter

Autopsy Scale

Model	Capacity	HIBCC UPN
T3530A	32 lb - 10 lb x 1 oz	+H925T3530A0

Shipping Weight: 33 lb
Revolutions: 3.2
Pan: 15" (38 cm) round stainless steel
Dial: Extra-large 14.5" (37 cm) double dial
Housing: Stainless steel

Veterinary Scales

Detecto veterinary scales make weighing four-legged patients easy. Our large VET400 is a low-profile floor scale so animals aren't hesitant to step onto it. With a capacity of 400 lb, it can weigh even the largest of pets (one customer even uses it to weigh mountain lions).

Our smaller VET50 weighs animals up to 50 lb and can be used on the floor or tabletop. An optional non-skid rubber mat keeps animals from slipping.

Both models feature the 758C digital weight indicator with 8 foot cable for remote mounting on walls or tabletops, and removable stainless steel platform for easy clean-up.



<u>Model</u>	<u>Capacity</u>	<u>HIBCC UPN</u>
VET50	50 lb x .02 lb / 20 kg x .01 kg	+H925VET5000
728R121	AC adapter	+H925728R1210-

Shipping Weight: 15 lb
Dimensions: 12" W x 14" L x 3" H
Display: .7" high contrast LCD
Power Source: 6 "C" size Alkaline batteries
Construction: stainless steel
Weight Indicator: 8' cable

<u>Model</u>	<u>Capacity</u>	<u>HIBCC UPN</u>
VET400	400 lb x .2 lb / 180 kg x .1 kg	+H925VET4000N
VET-MAT	(optional rubber mat)	+H925VETMAT0
728R121	AC adapter	+H925728R1210-

Shipping Weight: 76 lb
Dimensions: 22" W x 42" L x 1 3/4" H
Display: .7" high contrast LCD
Power Source: 6 "C" size Alkaline batteries
Construction: stainless steel
Weight Indicator: 8' cable

Model
VET50




Model
VET400



Featuring

- Heavy-duty foot pedal and linkage
- Unitized construction
- Bail mechanism
- Full width hinges
- Hemmed edges
- Self-closing lid
- Bilingual biohazard and infectious waste warning labels



Baked Epoxy Steel Cans

	<u>Model</u>	<u>Capacity</u>	<u>Dimensions</u>	<u>Ship Weight</u>	<u>HIBCC UPN</u>
White	P-16	16 quart (4 gallon)	13" H x 11 3/4" W x 13" D	12 lb	+H925P160K
	P-24	24 quart (6 gallon)	16" H x 11 3/4" W x 13" D	14 lb	+H925P240J
	P-32	32 quart (8 gallon)	21" H x 11 3/4" W x 13" D	16 lb	+H925P320I
	P-48	48 quart (12 gallon)	23 1/2" H x 13" W x 14" D	20 lb	+H925P480P
	P-100	100 quart (25 gallon)	27 1/2" H x 16 3/4" W x 17 3/4" D	31 lb	+H925P1000E
Red	P-16R	16 quart (4 gallon)	13" H x 11 3/4" W x 13" D	12 lb	+H925P16R04
	P-24R	24 quart (6 gallon)	16" H x 11 3/4" W x 13" D	14 lb	+H925P24R03
	P-32R	32 quart (8 gallon)	21" H x 11 3/4" W x 13" D	16 lb	+H925P32R02
	P-48R	48 quart (12 gallon)	23 1/2" H x 13" W x 14" D	20 lb	+H925P48R09
	P-100R	100 quart (25 gallon)	27 1/2" H x 16 3/4" W x 17 3/4" D	31 lb	+H925P100R0+



Perfect for hospitals, doctors' offices, patients' rooms, and laboratory environments!

Stainless Steel Cans

	<u>Model</u>	<u>Capacity</u>	<u>Dimensions</u>	<u>Ship Weight</u>	<u>HIBCC UPN</u>
	C-16	16 quart (4 gallon)	13" H x 11 3/4" W x 13" D	12 lb	+H925C1607
	C-24	24 quart (6 gallon)	16" H x 11 3/4" W x 13" D	14 lb	+H925C2406
	C-32	32 quart (8 gallon)	21" H x 11 3/4" W x 13" D	16 lb	+H925C3205
	C-48	48 quart (12 gallon)	23 1/2" H x 13" W x 14" D	20 lb	+H925C480C
	C-100	100 quart (25 gallon)	27 1/2" H x 16 3/4" W x 17 3/4" D	31 lb	+H925C10001

Plastic Liners

	<u>Model</u>	<u>Description</u>	<u>Ship Weight</u>
	PL-16	16 quart (4 gallon)	2 3/4 lb
	PL-24	24 quart (6 gallon)	3 1/2 lb
	PL-32	32 quart (8 gallon)	4 1/2 lb



Easy to clean plastic liners are ideal for use where disposable bags are not desired.

MISSION STATEMENT

Detecto is dedicated to the design and manufacture of innovative quality products of exceptional value to a world market. These efforts are monitored and communicated throughout the organization, in order to bring forth continuous improvement and growth for the Detecto family and our customers.

We will...promote an open environment encouraging creativity, team work, and total employee involvement.

We will...maintain a positive commitment to continual quality improvement essential for our customer's satisfaction.

We will...seek mutually beneficial long term relationships with our customers, distributors, suppliers, and community.

We will...adhere to sound business and environmental practices.

We will...strive to attract, develop, fairly reward, and provide secure employment for capable and committed employees.

We will...maintain a fair rate of return on investment to ensure the accomplishment of our mission.



www.detectoscale.com

In today's world much attention is given to many negative situations and events, like world conflicts, economic downturns and environmental problems. None of these problems are new or unique. They will be eliminated by those with positive attitudes and action plans.

Our "Mission Statement" is our commitment to a positive prosperous future.

We will continue to provide the widest selection of quality products to a world market at a competitive price while maintaining a healthy environment for our employees. This is accomplished and maintained by employing the newest technology available in design and manufacturing of all our products, new and existing.

This commitment will provide new sales opportunities for our distributors and offer a growing selection of products to our customers in the worldwide marketplace.

Detecto Online

Detecto's entire product line is available for viewing online on our Web site, www.detectoscale.com. Detecto aims to provide our customers with the most up-to-date and comprehensive product information and resources available anytime on the Web.

Go to www.detectoscale.com for extensive Detecto product information, brochures, specification sheets, a physician scale model comparison chart, demonstration videos, ISO certification resources, company history, and "legal-for-trade" certifications; in addition to this catalog in PDF, all just a click away.

Successful people take advantage of their opportunities. Why not take advantage of the opportunity to see what we have to offer? Call 1-800-641-2008 today.



Sold By: